

# How to find alcohol-preserved specimens in FSCA's cricket and katydid collections

by T.J. Walker and Katherine Arguez, July 2017

## Introduction

Most specimens are in 4-dram vials. Exceptions to this are specimens, or groups of specimens, that are too large to fit into 4-dram vials. As explained in the tables below and to the right, the 4-dram vials are housed in either DWR or SPR racks. Most specimens in DWR racks have been identified to species. However, in the Caribbean study collection, specimens in SPR racks have not been identified to species but are segregated within each rack on the basis of higher taxonomic categories and five categories of geographic origin.

The standard containers of greater than 4-dram capacity are 8-dram bottles, olive jars, and ½-pint canning jars. The 8-dram bottles and olive jars are organized in special racks while the ½ pint jars are in cartons of 12.

Three sets of specimens are in non-standard containers designated MISC-1, 2, and 3. The alcohol in MISC-2 and 3 has evaporated and need not be replaced.



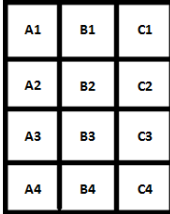
## Details of alcohol containers

<b>4-dram vial</b>	16ml; patent-lip glass vial with neoprene stopper, 20x70mm (diameter x height).
<b>8-dram bottle</b>	32ml; Wheaton glass container with plastic cap, 30x70mm (dxh).
<b>Olive jar</b>	96 ml; glass jar with black metal screw cap, 40x125mm (dxh).
<b>Canning jar</b>	½ pint (237 ml); glass jar with two-piece metal lid.

## Geographic origins of specimens

<b>North America (NA)</b>	Canada and continental USA.
<b>Latin America (LA)</b>	Mexico, Central America, South America.
<b>Caribbean (CB)</b>	Greater + Lesser Antilles, Bahamas, Bermuda.
<b>Old World (OW)</b>	Eurasia, Africa, Oceania.

## Organization of racks and cartons

<b>DWR rack</b>	<p><u>Double-row <b>W</b>ooden <b>R</b>ack for 4-dram vials; holds 36 vials.</u></p> <p>Each row of 18 vials is separated by a wooden partition into two groups of nine vials each. The four groups are designated as a, b, c, and d, with the left 18 being groups 'a' and 'b' and the right 18 being 'c' and 'd' (see diagram). Vial locations <i>within</i> each group of nine can be designated "near" (nr), "middle" (mid), or "far" depending on their place relative to the front of the rack.</p> 
<b>SPR rack</b>	<p><u>Single-row <b>P</b>lastic <b>R</b>ack for 4-dram vials; holds 18 vials.</u></p> <p>Without regard to the rack's internal spacers, which divide the places for vials into three groups of six, the vials held in a rack may be specified as belonging to two or three groups based on their relative positions: (nr), (mid), or (far).</p>
<b>DBR rack</b>	<p><u>Double-row wooden <b>B</b>ottle <b>R</b>ack for 8-dram bottles; holds 22 bottles.</u></p> <p>The spaces for the 11 bottles on each side is divided by wooden partitions into spaces of five nearer the front of the rack (labeled 'a' and 'c') and six towards the back of the rack (labeled 'b' and 'd'). In each compartment the positions are numbered 1 to 5 or 1 to 6, respectively (allowing individual bottles to be designated); numbered relative to the front of the rack.</p> 
<b>DJR rack</b>	<p><u>Double-row olive <b>J</b>ar <b>R</b>ack; holds 22 olive jars.</u></p> <p>Like the DBR rack, the DJR rack has two-rows, is wooden, and holds 22 containers; however, no partitions divide each side into two compartments. Individual jars are designated L (left) 1 to 11 and R (right) 1 to 11.</p>
<b>BDL carton</b>	<p><u>Box of one <b>D</b>ozen canning jars with two-piece <b>L</b>ids; holds 12 jars.</u></p> <p>Two of these cartons were needed to hold specimens requiring containers of ½-pint volume. The 24 compartments in the two cartons were given addresses similar to cells in a spreadsheet. The first carton was assigned the addresses A1 to C4 and the second, D1 to F4</p> 

[This hyperlink](#) will take you to a PDF document that has links to additional online aids to making use of the FSCA holdings of Ensifera.